

RUST-RAIDER™ PREPARES RUSTED METAL, NEW METAL, ALUMINUM & GALVANIZED METAL FOR PAINTING

Rust Raider™ is a special blend of Phosphoric Acid, Sodium Bichromate and Surfactants formulated to react with iron oxide (rust) to chemically convert it to iron phosphate, forming a phosphate polymer corrosion resistant coating. It is also used to etch new ferrous/non-ferrous metal surfaces, aluminum and galvanized steel prior to painting and is used as an adhesion promoter in adhesive bonding applications. Many leading paint manufacturers recommend using this type of product as a pretreatment coating to be used before priming and top coating.

DIRECTIONS

Rusted Metals:

1. Obtain proper eye protection and chemical resistant gloves before handling. Use only in a well-ventilated area.
2. Remove oil, grease, dirt, scaling rust and loose paint, using a wire brush or cloth, then clean with IES Super Cleaning Solvent.
3. Apply Rust Raider with spray bottle, brush, roller or pressure sprayer.
4. Allow to dry over night (minimum of 24 hours). Where rust is very heavy, two coats may be necessary to thoroughly penetrate, neutralize and convert the rust to iron phosphate.
5. Surface may turn black or a grayish-white, this is normal, brush off any loose residue with a scuff pad or clean dry cloth. Do a final wipe down with a clean cloth using mineral spirits or a solvent base wax and grease remover.
6. Surface should then be primed and painted as per paint manufactures instructions.
7. Always clean any application equipment with water after use.

Preparing New Ferrous/Non-Ferrous Metal, Galvanized and Aluminum:

1. Obtain proper eye protection and chemical resistant gloves before handling. Use only in a well-ventilated area.
2. Remove oil, grease and dirt with IES Super Cleaning Solvent.
3. Apply Rust Raider with spray bottle, brush, roller or pressure sprayer.
4. Allow to dry for 30 minutes or until the metal is etched.
5. Flush with water then wipe area dry with a clean cloth.
6. Surface should then be primed and painted as per paint manufactures instructions.
7. Always clean any application equipment with water after use.



- Neutralizes Rust
- Converts Rust To A Phosphate Polymer Coating
- Etches Steel, Galvanized Steel & Aluminum
- Improves Adhesion Of Primers
- Helps Prevent Further Corrosion
- Professional Strength
- Extends Life Of Coatings
- Fast Acting
- Easy To Apply

NOTE: Removing and converting bleeding rust from painted surfaces can be accomplished, however, paint qualities vary greatly and dulling and/or peeling may occur. Always test RUST-RAIDER on a small area first. International Epoxies & Sealers assumes no liability for damages to finished surfaces.

CAUTION: Protect surrounding areas like concrete, stone and masonry items as Rust-Raider will etch/bleach these types of substrates almost immediately. For best results use at temperatures no lower than 37° F. Rust Raider is recommended for use under oil/solvent based paints. Test a trial sample before using under epoxy based or latex base paint applications. For professional use only. Before using this or any IES product, refer to the Safety Data Sheet (SDS) and label for safe use and handling instructions.

PRODUCTS AVAILABLE


1840	32 fl. oz Spray bottle w/ spray applicator	6 per case
1840NS	32 fl. oz. bottle No spray applicator	6 per case
1841	1 US gallon bottle No spray applicator	4 per case

NOTICE TO PURCHASER: The following warranty is in lieu of all other expressed or implied warranties, specifically all goods are manufactured of first class materials and by competent professionals. We have no control over the use and application of our products. Our liability shall not exceed the purchase price.

BARE STEEL TEST PLATE

Neutralizes rust and helps prevent further corrosion!

Converts the rust to a phosphate polymer coating and is now ready to be painted!




BARE ALUMINUM TEST PLATE

Etched with 1840 Rust Raider for 30 min, then primed

Primed without Etching

Passed Adhesion Test



Failed Adhesion Test



Etched with 1840 Rust Raider

No etching


BARE GALVANIZED STEEL TEST PLATE

Etched with 1840 Rust Raider
for 30 min, then primed

Primed without Etching

Scratched with fingernail -
could not penetrate through primer

Scratched with fingernail -
penetrated through primer down to steel



Etched with 1840 Rust Raider

No Etching